

AJE CURIE 潤色工具試用操作說明

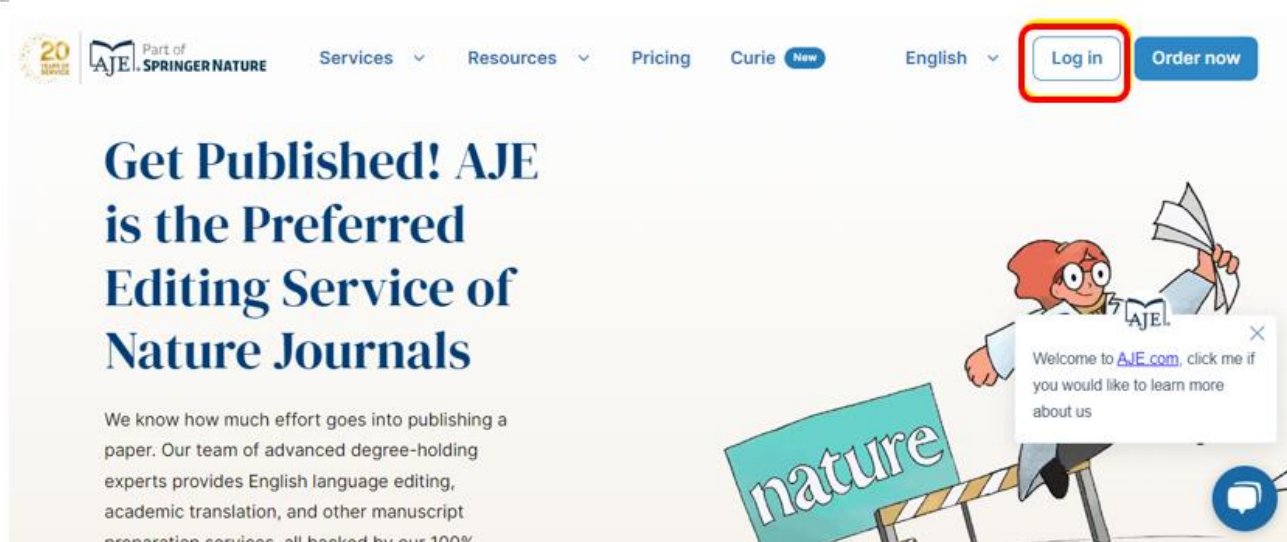
- 試用連結：https://aje.com

如何免費使用 AI 潤色工具？

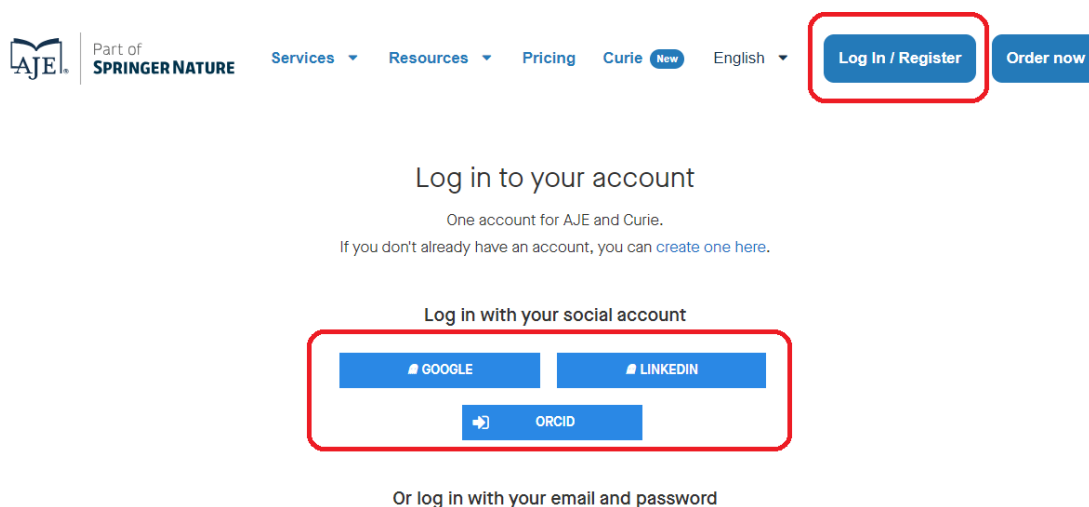
AJE AI 潤色工具專為學術研究工作者的日常研究設計，適用於研究英文郵件、演講文稿、論文初步撰寫等多種應用場景，輔助學術研究者提升專業領域的英文表達水準。按照如下步驟操作可開始使用 AJE AI 潤色工具：

第 1 步，點擊試用連結，前往服務試用。

第 2 步，點擊頁面右上角“Login”按鈕，註冊帳戶並登錄。



第 3 步，點擊頁面右上角“Login”按鈕，註冊帳戶並登錄





請設定英數 10 個字的密碼及選擇國家

下方記得勾選同意使用者條款

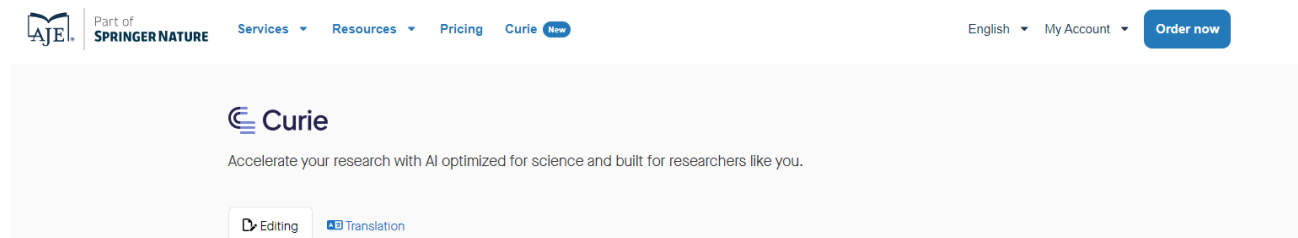
第 4 步，紅框處請鍵入 Group Code

The screenshot shows the top navigation bar with the AJE logo, 'Part of SPRINGER NATURE', and menu items: Services, Resources, Pricing, and Curie (highlighted in blue). On the right, there are links for English, My Account, and an Order now button. Below the navigation, there are sections for 'Recent AJE Orders' (with a 'GO TO MY ORDERS' button) and 'Recent Curie Documents' (with a 'GO TO CURIE' button). The 'More Options' section contains a 'Referrals' box with a link and a 'Copy' button, and a 'Enter group discount code' box with a text input field and a 'SUBMIT' button. The 'Enter group discount code' box is highlighted with a red border. A chat bubble is visible on the right side.

第 5 步，前往 Curie

The screenshot shows the top navigation bar with the AJE logo, 'Part of SPRINGER NATURE', and menu items: Services, Resources, Pricing, and Curie (highlighted in blue). On the right, there are links for English, My Account, and an Order now button. Below the navigation, there is a 'Welcome, ShuChuan Hsu' message. There are sections for 'Recent AJE Orders' (with a 'GO TO MY ORDERS' button) and 'Recent Curie Documents' (with a 'GO TO CURIE' button highlighted with a red box). The 'More Options' section contains a 'Referrals' box with a link and a 'Copy' button, and a 'Preferred Group discount' box showing a 'Discount 10.00%' and a 'Your link to share is: http://www.aje.com/c/sc-tw-fs-ccu24'.

第 6 步，出現 Full Access 按下紅框鍵即可上傳需編修檔案



The screenshot shows the top navigation bar of the Curie website. On the left, there is the AJE logo and the text "Part of SPRINGER NATURE". The navigation menu includes "Services", "Resources", "Pricing", and "Curie" (with a "New" badge). On the right, there are links for "English", "My Account", and an "Order now" button. Below the navigation bar, the main content area features the Curie logo and the tagline "Accelerate your research with AI optimized for science and built for researchers like you." There are two buttons: "Editing" and "Translation".



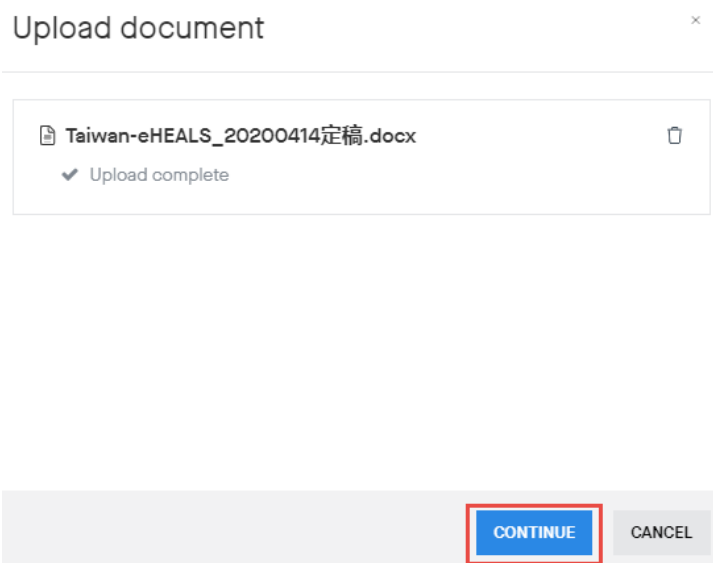
Start improving your writing

No documents have been edited yet. Upload your first document to start improving your writing.

CHECK DOCUMENT

✓ Full access ⓘ

第 7 步，出現 Full Access 按下紅框鍵即可上傳需編修檔案，按繼續



The screenshot shows a dialog box titled "Upload document" with a close button (x) in the top right corner. Inside the dialog, there is a list of uploaded documents. The first document is "Taiwan-eHEALS_20200414定稿.docx" with a trash icon to its right. Below the document name, there is a checkmark and the text "Upload complete". At the bottom of the dialog, there are two buttons: "CONTINUE" (highlighted with a red box) and "CANCEL".

第 8 步，選擇英式或美式英文後按 Start

Language preference ×

Style of English

What style of English should your manuscript be edited for?

American English

British English

第 9 步，完成上傳的檔案，下載後開啟即示即如下編修內容


AJE | Part of SPRINGER NATURE Services Resources Pricing Curie New English My Account Order now

Full access ① CHECK DOCUMENT

Taiwan-eHEALS_20200414定稿.docx ① DOWNLOAD MORE ▼

Processing ① · About a minute ago

*word> 校閱功能>修訂顯示所有標記>了解編修的細節



★ 若有需要可點選含標價人工潤色服務享 9 折優惠（無需要略過即可）